

Education in Egypt: Facts & Figures

Magued Osman

- Basic statistics: facts & perception
- Education, human development and equity
- Education and social mobility
- Demographic challenge

Facts

19.3 million students 2014/15

Early

1.2

Primary

10.4

Preparatory

4.5

Secondary

3.2

Vocational

1.7

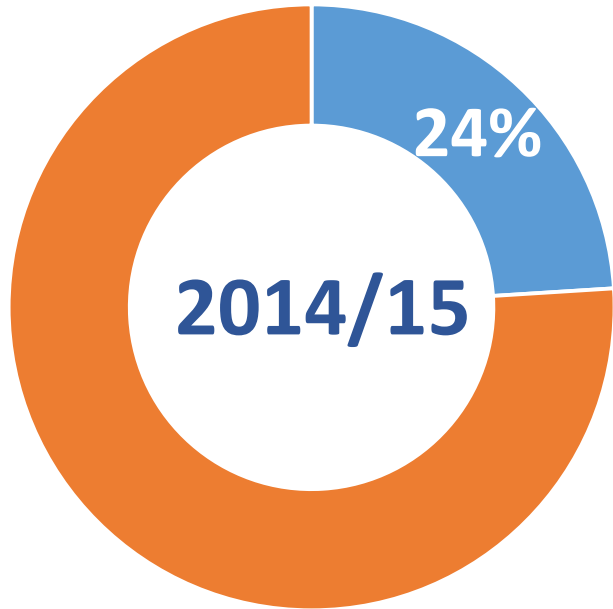
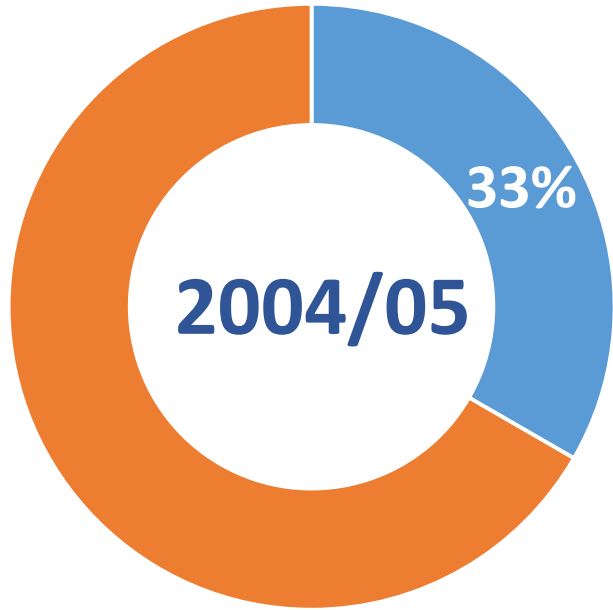
General

1.5

Students (000)

	2004/ 2005	2014/ 2015	10-year change	Yearly average
Early Education	494	1.177	138%	9.1%
Primary	8.703	10.362	19%	1.8%
Preparatory	2.889	4.523	57%	4.6%
Secondary: General	1.299	1.535	18%	1.7%
Secondary: Vocational	2.090	1.646	-27%	-2.4%
TOTAL	15.512	19.280	24%	2.2%

Early education



Public & private education (Al-azhar not included)

494

9.1%

1177

8704

1.8%

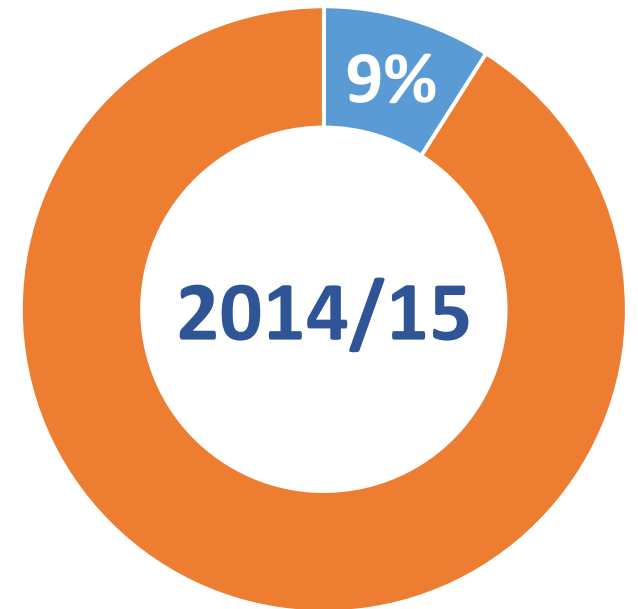
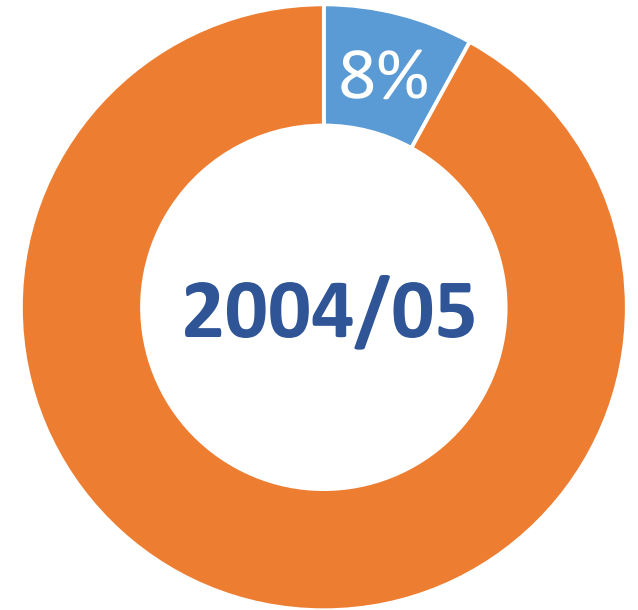
10362

Annual increase

Private

Public

Primary education



Perception

A global survey was conducted by UN to identify priorities. Results of the Egyptian sample (17 thousand) indicated that 78% of the sample consider that “good education” should be given the first priority.

Age	Sex	< Primary	Primary	Primary - <Secondary	Secondary +
15-	Male				
	Female				
30-	Male				
	Female				
45-	Male				
	Female				
60+	Male				
	Female				

When the sample was segmented by age, education level, and residence, “good education” was considered as first priority among each and every of the 32 subgroups.

Perception

When Egyptians were asked about their worries, 76% of Egyptians said that “not being able to give their children good education” is their main source of worry (Baseera Nov 2014.)

Global Competitiveness Index 2014-15

score: 3.6 (1-7)

rank: 119/144

	Rank
Primary education net enrollment	64
Quality of primary education	141
Quality of education system	141
Quality of math & science education	136
Quality of management schools	144
Internet access in schools	131
Extent of staff training	142

Education &
human
development

Human Development Index

0.690

Health

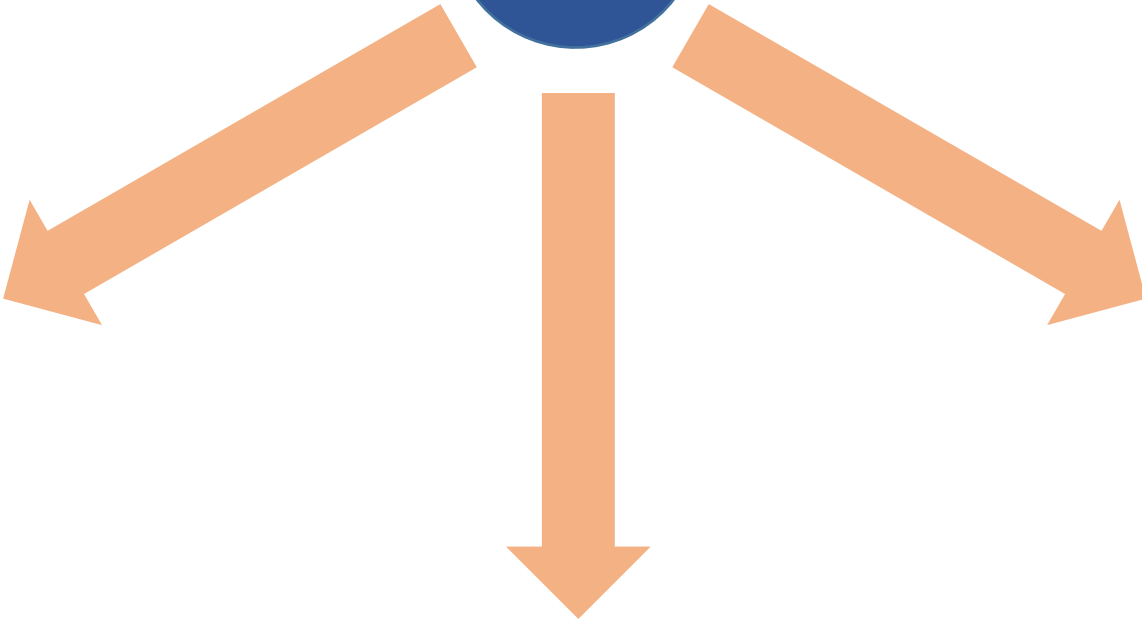
0.786

Income

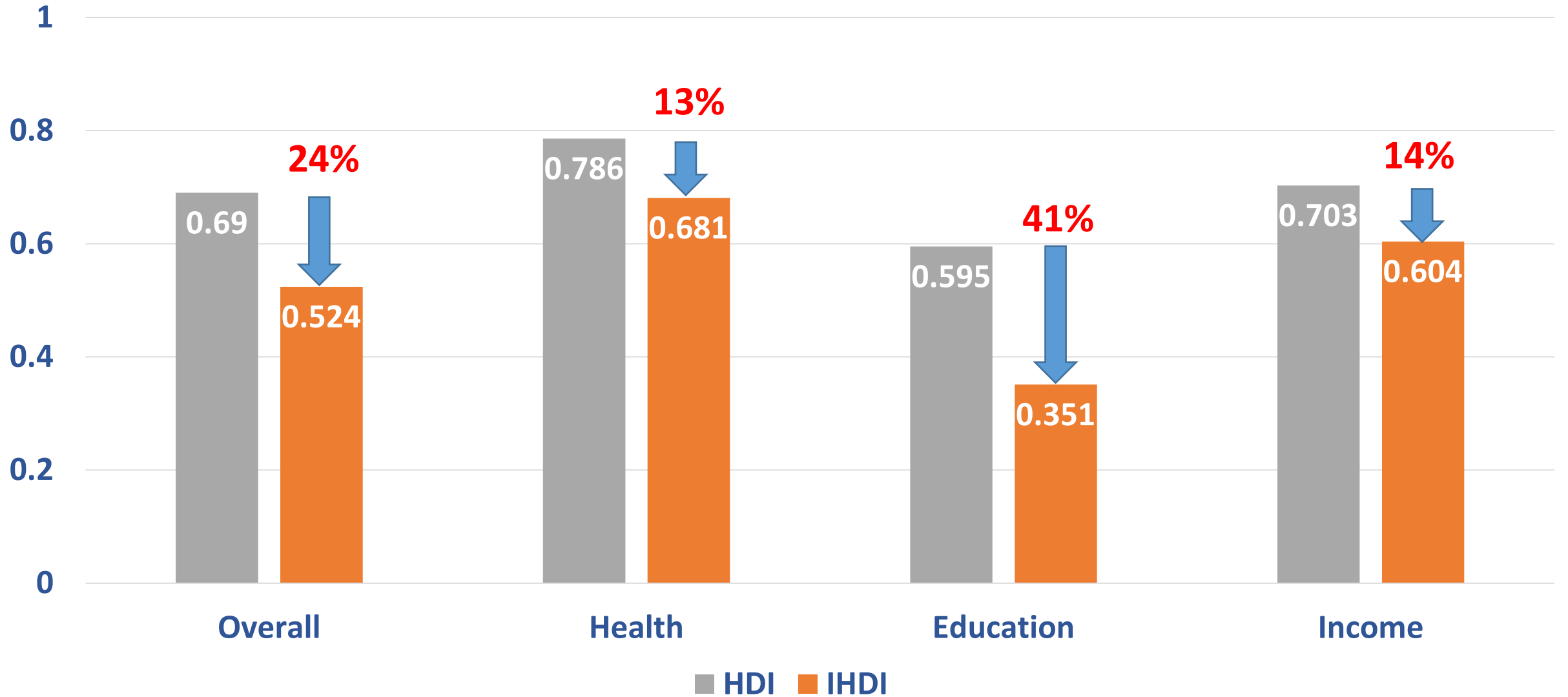
0.703

Education

0.595



Human Development Index (HDI) and Inequality-adjusted Human Development Index (IHDI), Egypt 2014

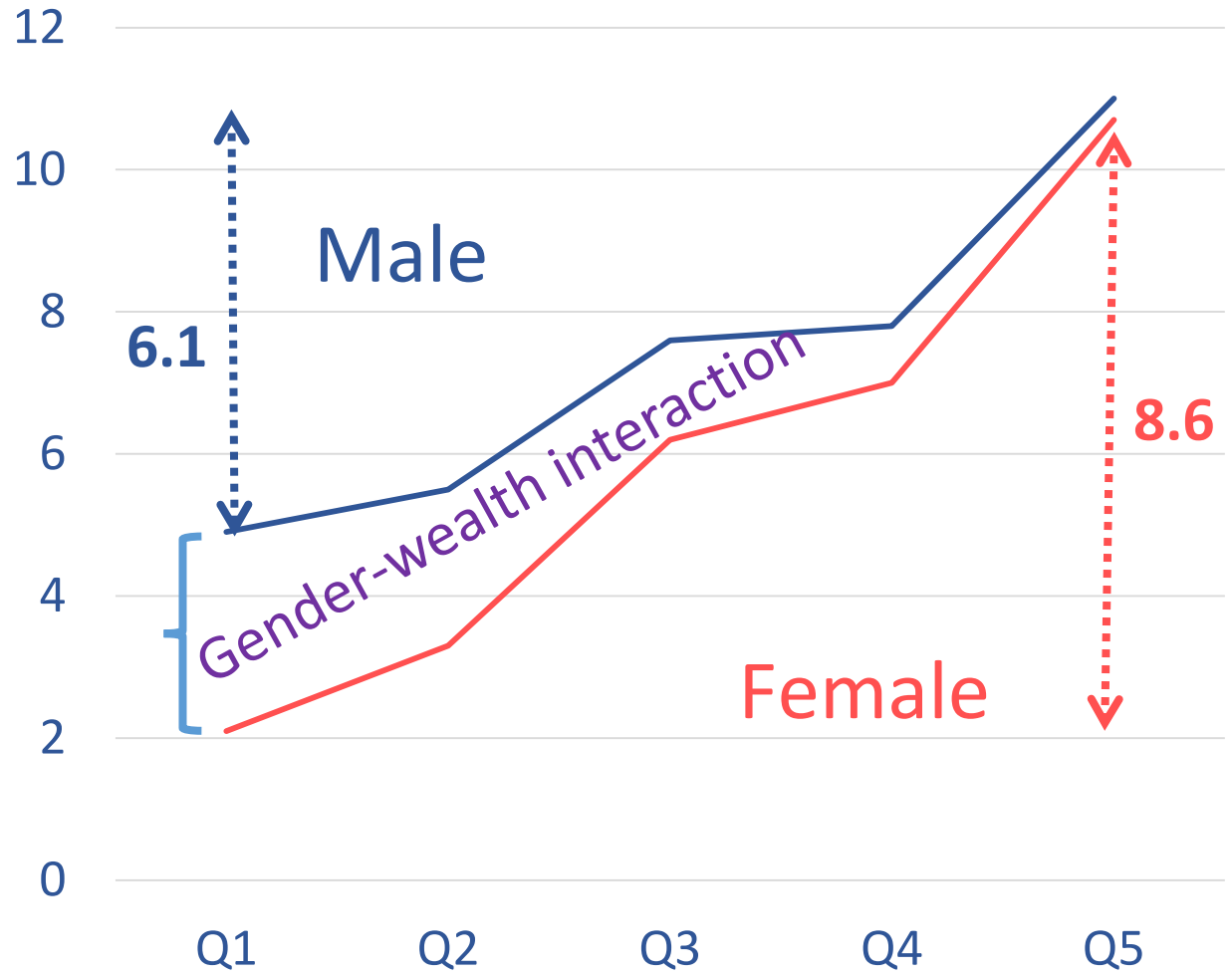


Educational attainment (DHS 2014)

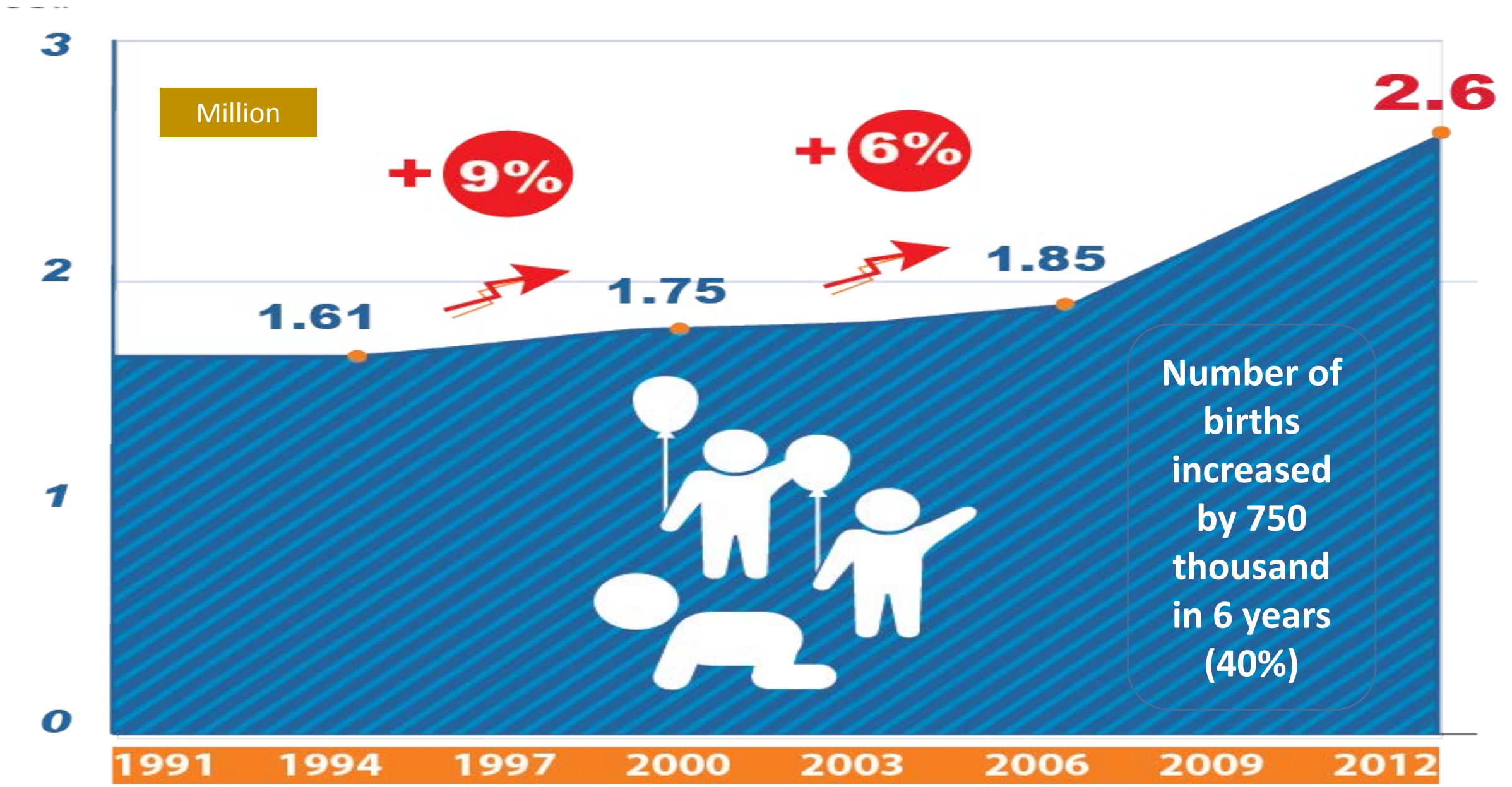
Gender gap **decreasing**

		No Educ.	Some Prim.	# Years
Pop(6+)	M	14%	23%	7
	F	25%	20%	6
15-19	M	3%	7%	9
	F	4%	5%	9
20-24	M	4%	5%	11
	F	9%	3%	11

years wealth/income gap



Demographic challenge



of births per year: international comparison



1950

Egypt = Italy

1977

Egypt = Italy + France

2000

Egypt = Italy + France + Spain

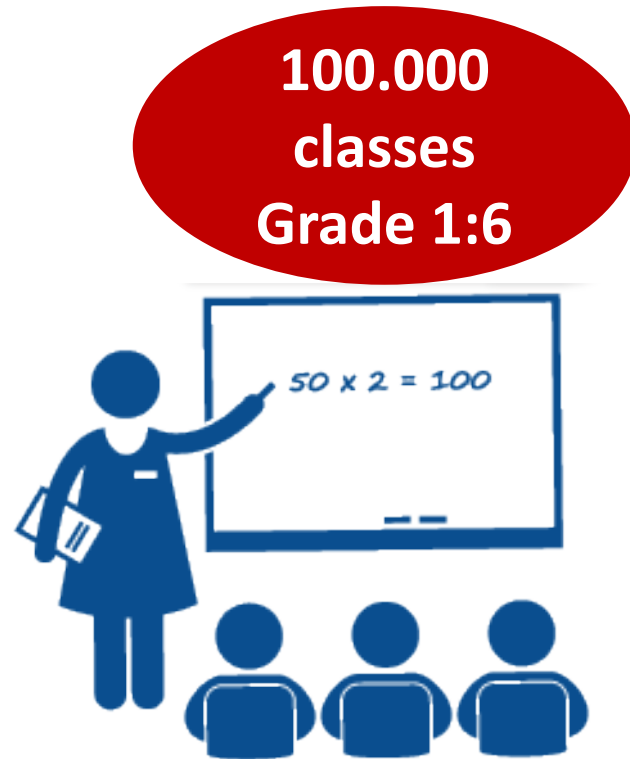
2012

Egypt = Italy + France + Spain + UK

2014

Egypt = Italy + France + Spain + UK + Sweden

The additional 750.000 births need:



Additional cost of 20 Billion Egyptian Pounds without any improvement in quality of education !
Land availability ???

Thank you

magued.osman@baseera.com.eg