

AGENDA 2063 AND THE
RELATIONSHIP WITH
AGENDA 2030 AND PUBLIC
GOVERNANCE IN AFRICA

MO IBRAHIM FOUNDATION





The 7 aspirations



Aspiration 1: A prosperous Africa based on inclusive growth and sustainable development.



Aspiration 2: An integrated continent; politically united and based on the ideals of Pan-Africanism and the vision of Africa's Renaissance.



Aspiration 3: An Africa of good governance, democracy, respect for human rights, justice and the rule of law.



Aspiration 4: A peaceful and secure Africa.



Aspiration 5: An Africa with a strong cultural identity, common heritage, values and ethics.



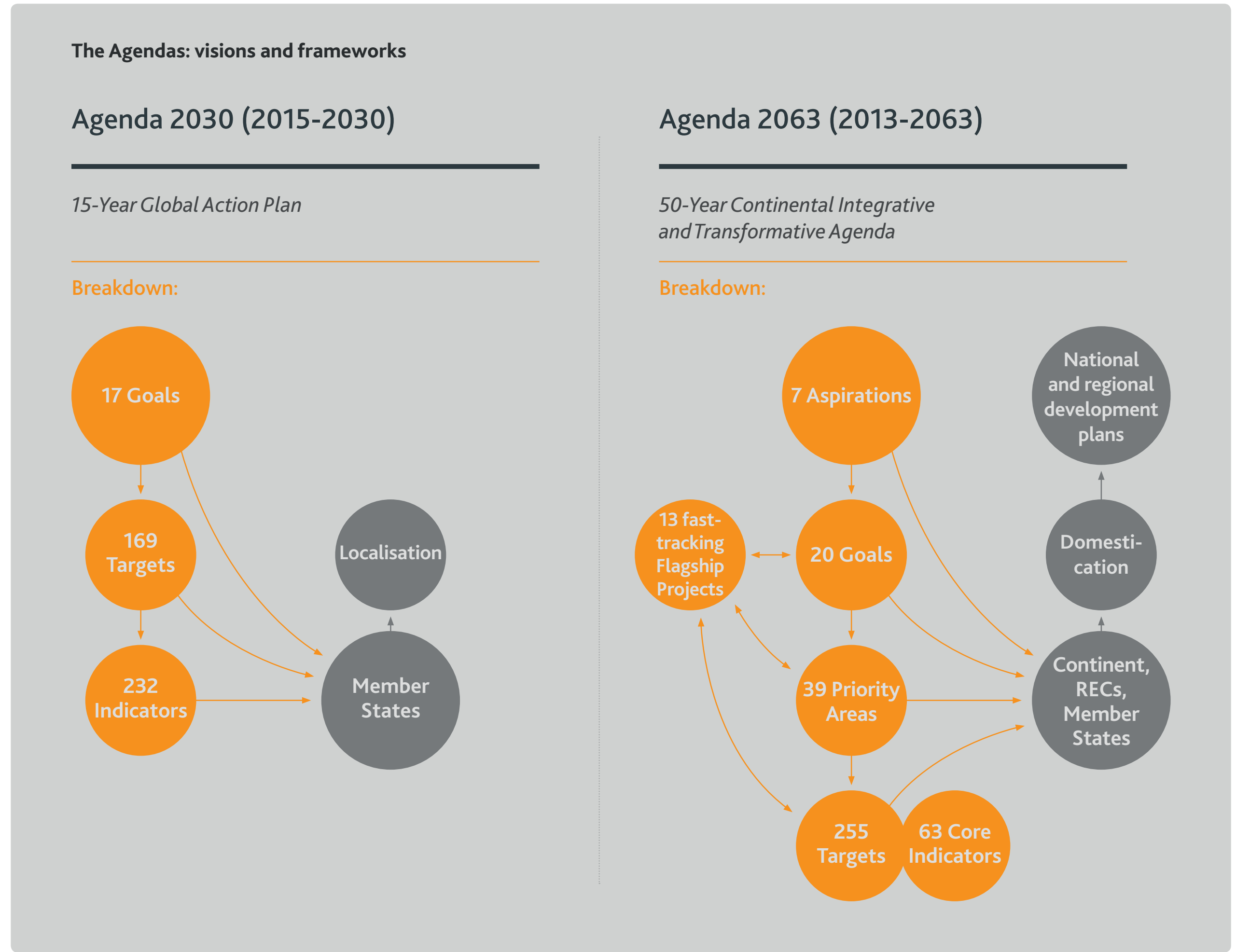
Aspiration 6: An Africa whose development is people-driven, relying on the potential of African people, especially its women and youth, and caring for children.



Aspiration 7: Africa as a strong, united, resilient and influential global player and partner.



Overview of comparison of Agenda 2063 and Agenda 2030 and its SDGs

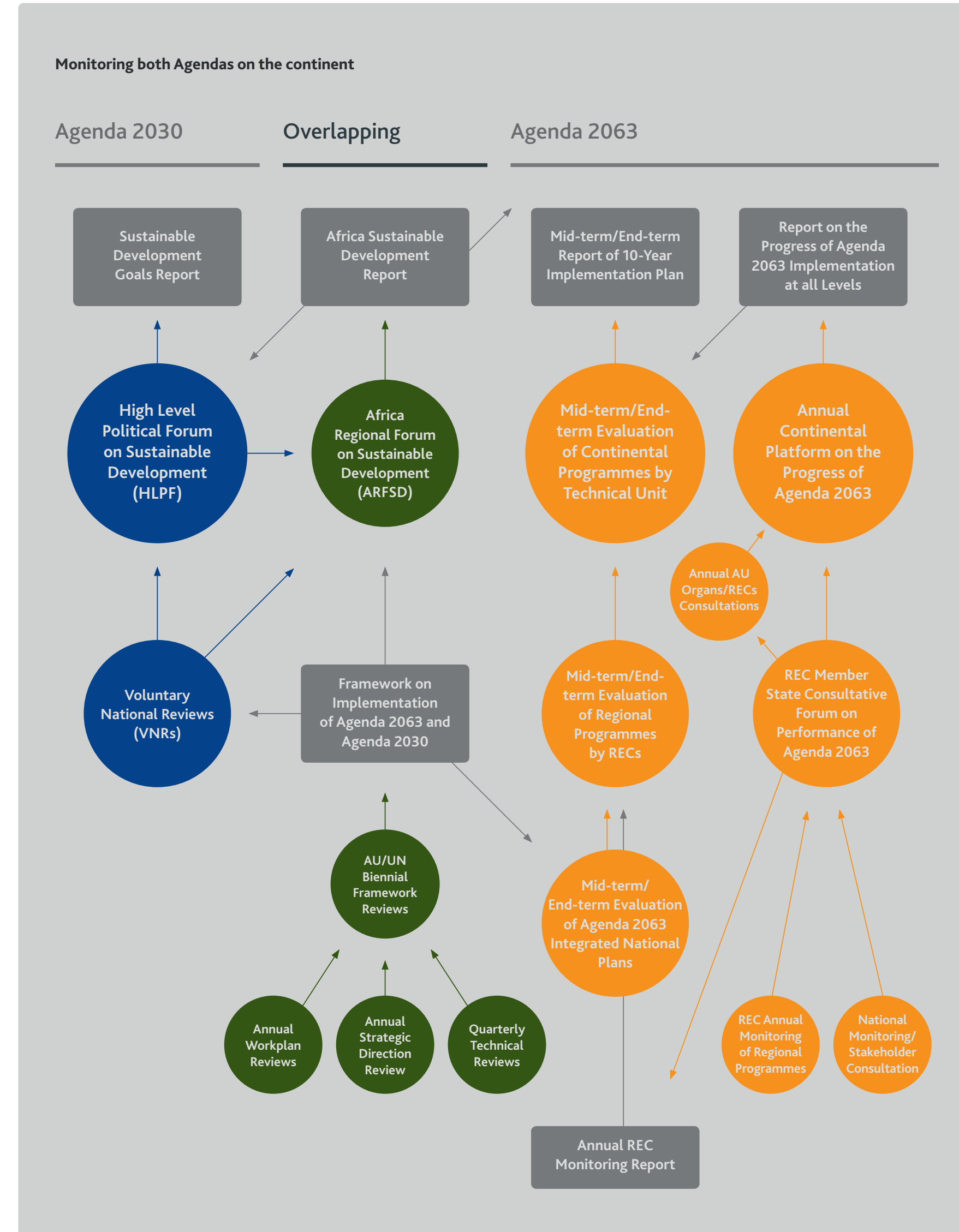


Agenda 2030: an economic, social and environmental 15-year agenda with a strong emphasis on climate change related issues and inequalities.

Agenda 2063: pan-African vision for a 50-year transformation of the continent with a distinctive focus on democracy, cultural identity and continental integration.



The challenge of monitoring both Agendas






Public governance at the heart of the Agendas

Overlap between IIAG measures with Agenda 2063 and Agenda 2030

85.7% of Agenda 2063 Aspirations (6 out of 7)
&
70.0% of the Goals (14 out of 20) are linked to MIF governance measures.



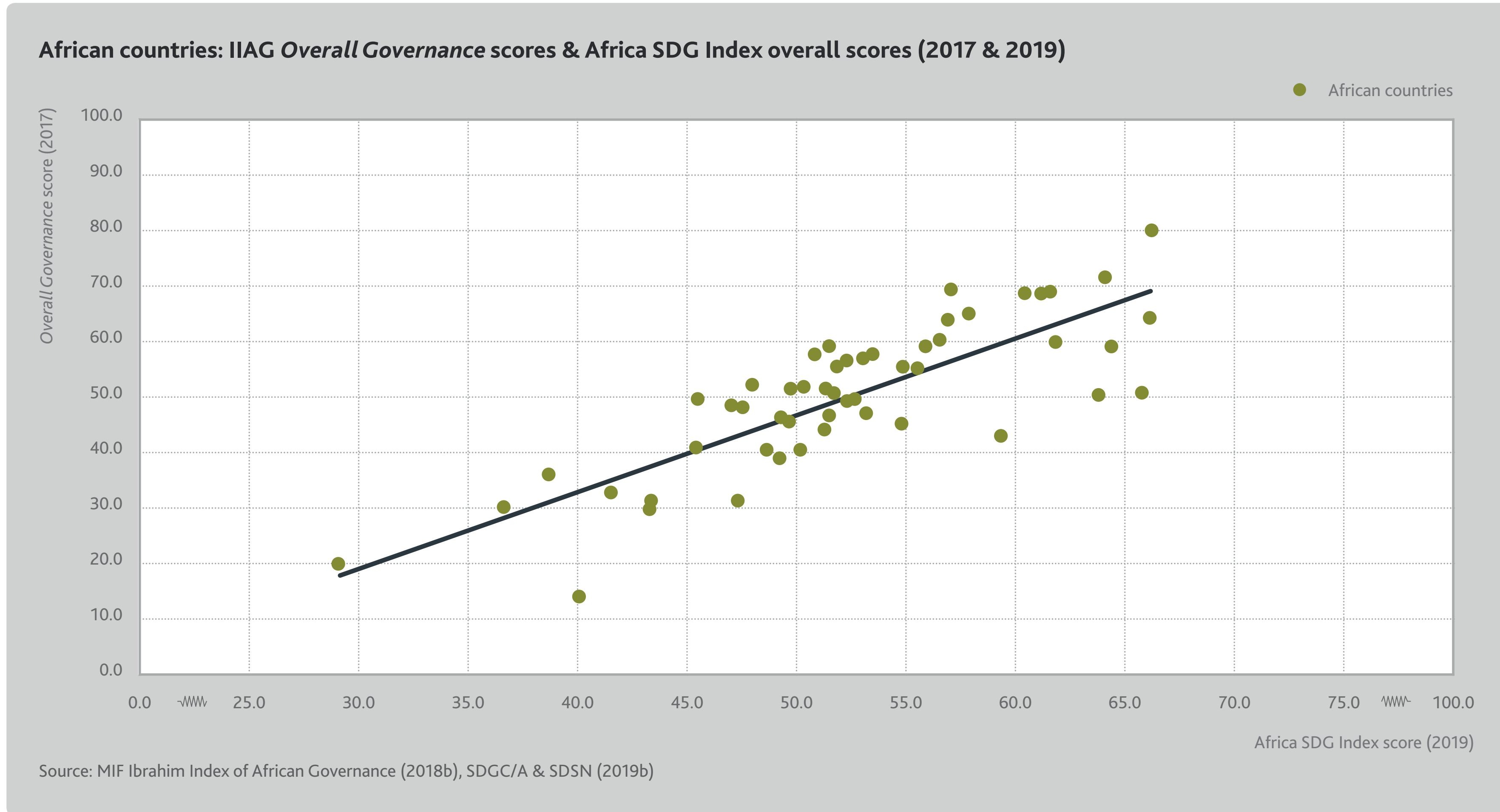
70.6% of Agenda 2030 SDGs (12 out of 17) are linked to MIF governance measures.



Source: MIF own analysis (2019)



A strong correlation with governance performance






Assessing Africa’s readiness with the IIAG

2.1 ACCESS TO AND QUALITY OF EDUCATION

CORE OVERLAPS BETWEEN THE AGENDAS AND THE IIAG

Priority Areas first ten years Agenda 2063 (2014-2023)	2018 IIAG	Agenda 2030
Overlapping theme: Access and quality education for productive employment		
Education and STI-driven (Science, Technology and Innovation) skills revolution	 Education	Goal 4. Quality Education
Agenda 2063		
Aspiration	(1) A prosperous Africa, based on inclusive growth and sustainable development	
Goal (selected goals)	(2) Well educated citizens and skills revolution underpinned by science, technology and innovation	
Priority Area	Education and STI-driven (Science, Technology and Innovation) skills revolution	

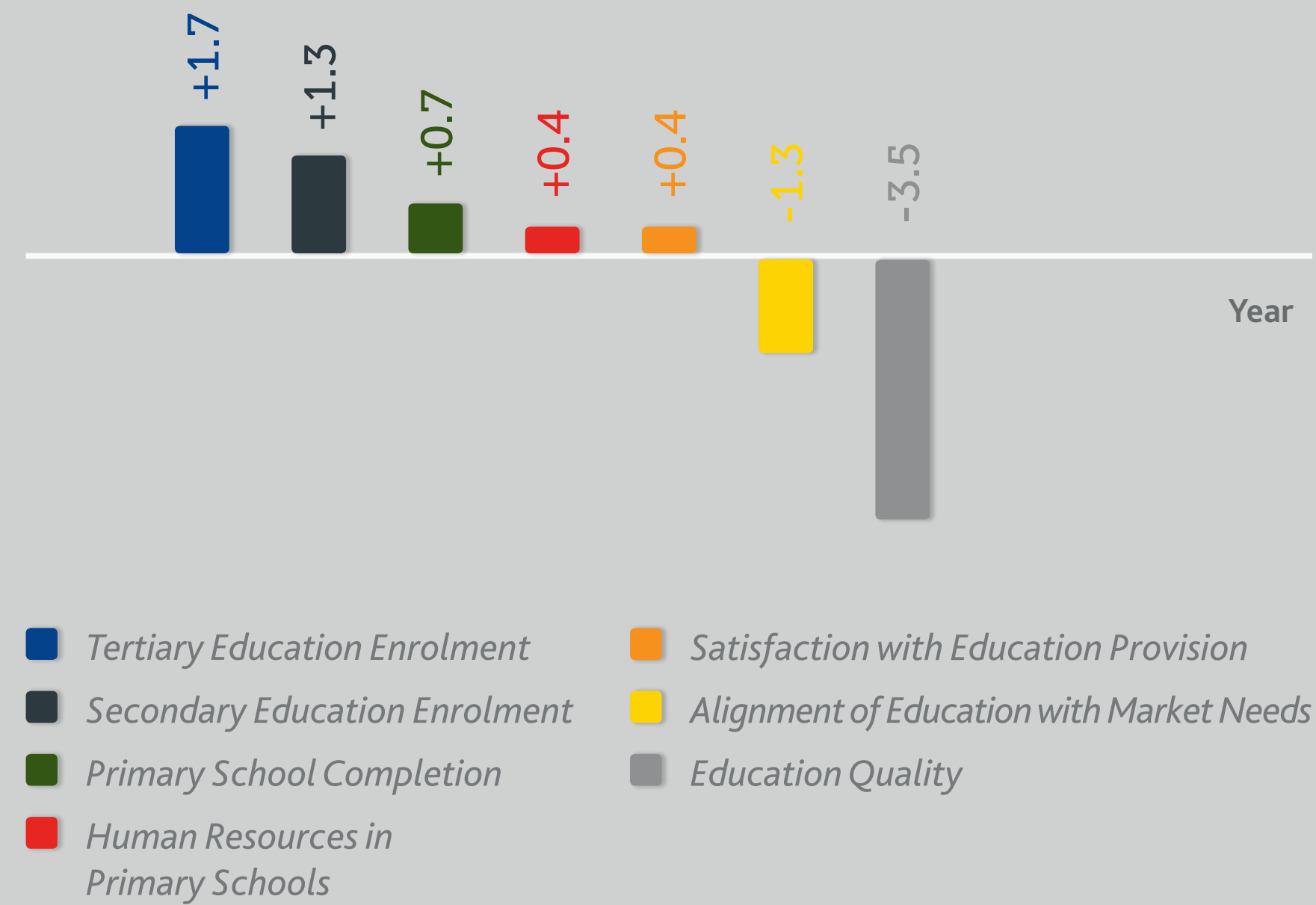
Source: MIF own analysis (2019)



Overlapping theme 1: Access and quality education

Africa: IIAG Education sub-category indicators, average trends (2014-2017)

4-year trend (2014-2017)












Assessing Africa’s readiness with the IIAG

2.2 HEALTH AND NUTRITION

CORE OVERLAPS BETWEEN THE AGENDAS AND THE IIAG

Priority Areas first ten years Agenda 2063 (2014-2023)	2018 IIAG	Agenda 2030
Overlapping theme: Access to health and nutrition		
Health and nutrition	<ul style="list-style-type: none">  <i>Health</i>  <i>Welfare</i> 	<ul style="list-style-type: none"> Goal 2. Zero Hunger Goal 3. Good Health and Well-Being Goal 5. Gender Equality
Agricultural productivity and production	<ul style="list-style-type: none">  <i>Rural Sector</i>  <i>Welfare</i>  <i>Health</i> 	<ul style="list-style-type: none"> Goal 2. Zero Hunger
Violence and discrimination against women and girls	<ul style="list-style-type: none">  <i>Gender</i>  <i>Health</i> 	<ul style="list-style-type: none"> Goal 3. Good Health and Well-Being Goal 4. Quality Education Goal 5. Gender Equality



Overlapping theme 2: Health and nutrition

IIAG indicators showing strong statistical correlations with performance in *Health*


SUB-CATEGORY	INDICATOR	r
WELFARE	Welfare Policies & Services	+0.80
INFRASTRUCTURE	Reliability of Electricity Supply	+0.79
EDUCATION	Secondary Education Enrolment	+0.75
INFRASTRUCTURE	Satisfaction with Provision of Water & Sanitation Services	+0.74
EDUCATION	Education Quality	+0.74
TRANSPARENCY & ACCOUNTABILITY	Absence of Corruption in the Private Sector	+0.72
INFRASTRUCTURE	Digital & IT Infrastructure	+0.70
TRANSPARENCY & ACCOUNTABILITY	Absence of Corruption in the Public Sector	+0.70



Assessing Africa’s readiness with the IIAG

2.3 WOMEN AND YOUTH INCLUSION

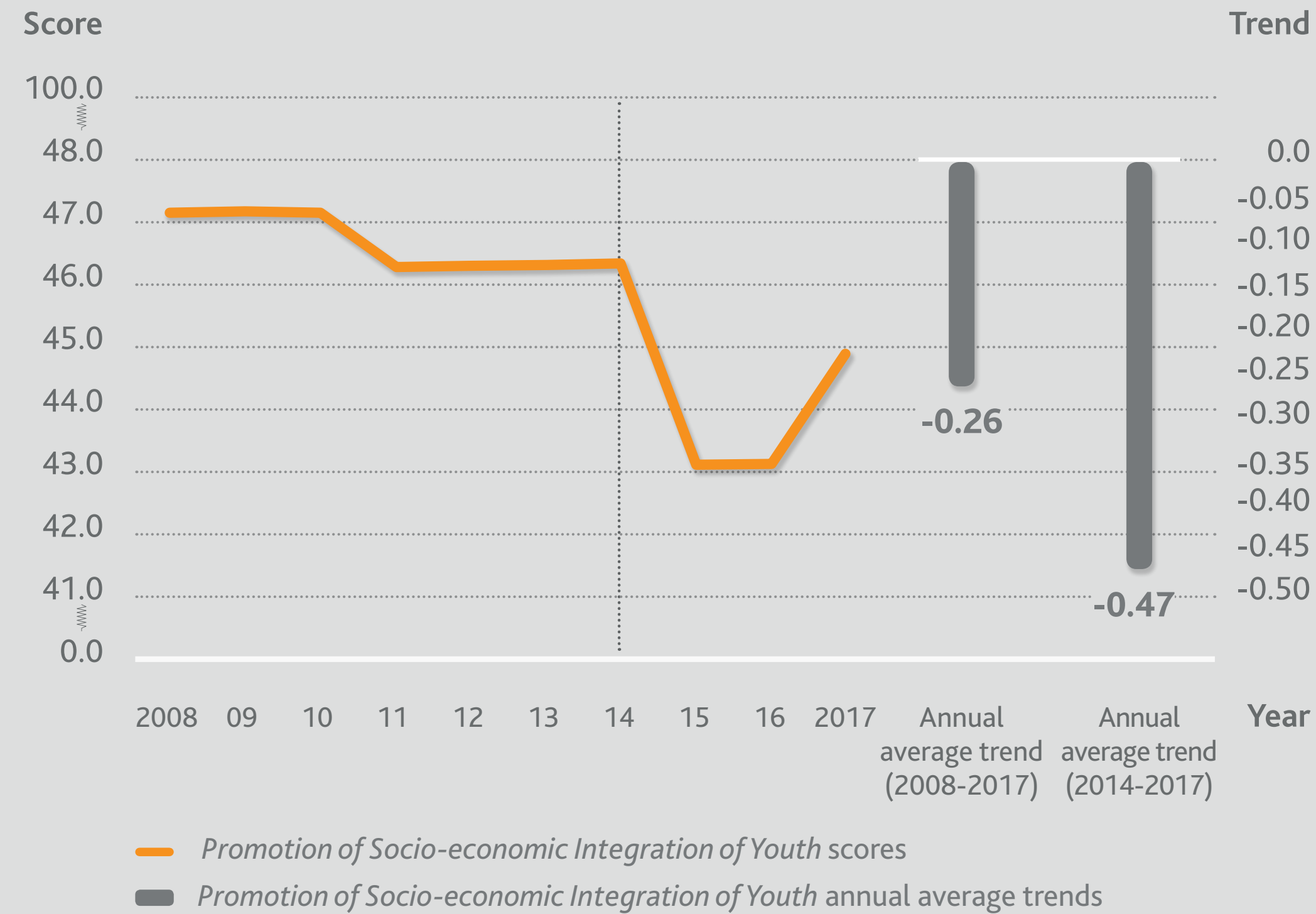
CORE OVERLAPS BETWEEN THE AGENDAS AND THE IIAG

Priority Areas first ten years Agenda 2063 (2014-2023)	2018 IIAG	Agenda 2030
Overlapping theme: Equal treatment of women in all spheres		
Women empowerment	 <i>Gender</i>  <i>Rural Sector</i>	Goal 5. Gender Equality Goal 8. Decent Work and Economic Growth
Violence and discrimination against women and Girls	 <i>Gender</i>	Goal 4. Quality Education Goal 5. Gender Equality
Overlapping theme: Empowerment of youth and children		
Youth Empowerment and Children	 <i>Personal Safety</i>  <i>National Security</i>  <i>Rights</i>  <i>Welfare</i>	Goal 4. Quality Education Goal 8. Decent Work and Economic Growth Goal 16. Peace, Justice and Strong Institutions



Overlapping theme 3: Equal treatment of women in all spheres and empowering youth

Africa: Promotion of Socio-economic Integration of Youth, average scores & annual average trends (2008-2017 & 2014-2017)


















Assessing Africa's readiness with the IIAG

2.5 PROSPERITY AND ECONOMIC OPPORTUNITY

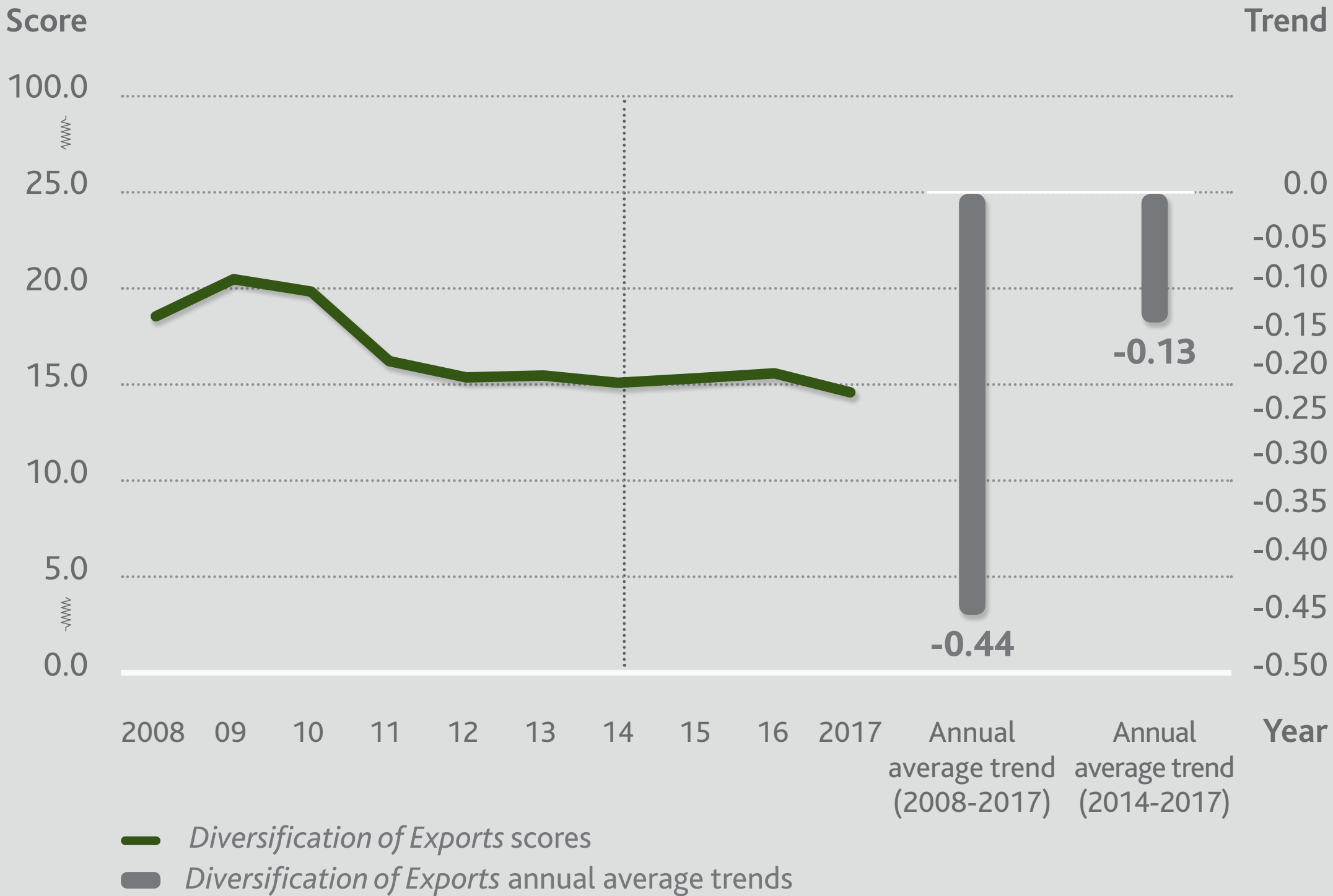
CORE OVERLAPS BETWEEN THE AGENDAS AND THE IIAG

Priority Areas first ten years Agenda 2063 (2014-2023)	2018 IIAG	Agenda 2030
Overlapping theme: Prosperity and Economic Opportunity		
Aspiration 1		
Income, jobs and decent work	 <i>Business Environment</i>	Goal 8. Decent work and economic growth
Modern and liveable habitats and basic quality services	 <i>Infrastructure</i>  <i>Health</i>	Goal 6. Clean water and sanitation Goal 7. Affordable and clean energy Goal 11. Sustainable cities and communities
Economic diversification and resilience	 <i>Business Environment</i>  <i>Public Management</i>  <i>Rural Sector</i>	Goal 2. Zero hunger Goal 8. Decent work and economic growth Goal 9. Industry innovation and infrastructure
Agricultural productivity and production	 <i>Rural Sector</i>	Goal 2. Zero hunger
Water Security	 <i>Infrastructure</i>  <i>Rural Sector</i>	Goal 6. Clean water and sanitation
Aspiration 2		
Framework and institutions for a united Africa (political and economic integration)	 <i>Business Environment</i>	Goal 17. Partnerships for the goals
Communications and infrastructure connectivity	 <i>Infrastructure</i>	Goal 7. Affordable and clean energy Goal 9. Industry innovation and infrastructure
Aspiration 3		
Institutions and leadership	 <i>Public Management</i>	Goal 16. Peace, justice and strong institutions
Aspiration 7		
Fiscal system and public sector revenues	 <i>Public Management</i>	Goal 17. Partnerships for the goals



Overlapping theme 4: Prosperity and economic opportunity

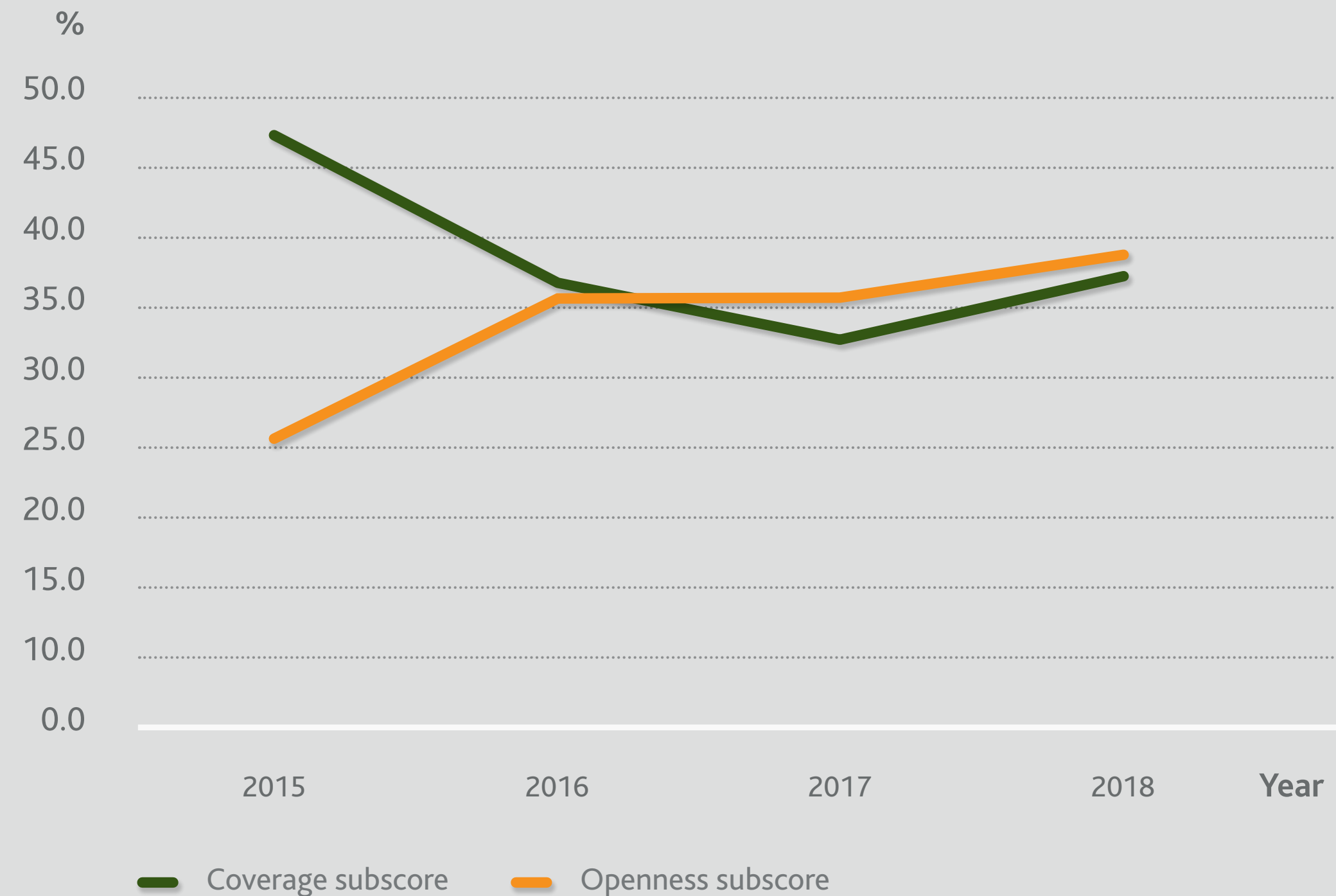
Africa: Diversification of Exports, average scores & annual average trends (2008-2017 & 2014-2017)





Sound data for governance: the missing SDG?

**Africa: population & vital statistics data category
(2015-2018)**



- Coverage of publicly available statistics on population and vital statistics has declined in recent years.
- Improving civil registration is a vital step in assessing targets of the Agendas and ensuring no one is left behind.
- Only eight African countries have a birth registration system with a coverage rate higher than 90.0% in the last ten years (2009-2018).



Not all measures are quantifiable

Targets

Classification of target measurability	Number of targets	% of total number of targets
Measurable with statistical data at member state level	133	52.2
Measurable count at member state level	29	11.4
Dichotomous target regarding continental initiatives	48	18.8
Qualitative target regarding continental initiatives	26	10.2
Aspirational and qualitative target at either national or continental level which is not clearly quantifiable	19	7.5

Source: MIF own analysis (2019)



Weak data coverage for the SDGs

SDG data availability on African countries

Sustainable Development Goal	Total number of indicators*	Percentage of indicators with data
1	12	25.0
2	14	57.1
3	26	69.2
4	11	54.5
5	14	21.4
6	11	18.2
7	6	66.7
8	17	58.8
9	12	66.7
10	11	45.5
11	15	6.7
12	14	14.3
13	9	0.0
14	7	14.3
15	14	42.9
16	23	26.1
17	25	32.0
Total	241	37.8

* A total of 11 indicators are repeated



Without data, we drive blind – policies are misdirected and progress on the road to development is stunted. We must all act urgently to close the ‘data gap’, if indeed we aim to leave no one behind.

- Mo Ibrahim